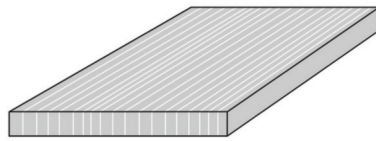


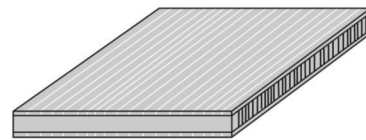
# Moso<sup>®</sup> solid panel

## Product

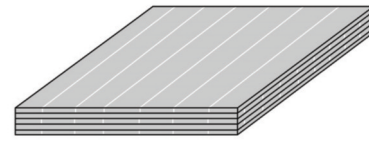
MOSO solid panels consist of multiple layers of bamboo, where the middle layer can be either plain pressed or side pressed. These bamboo panels are especially interesting in those applications where the side of the panel remains visible, like steps of a staircase and kitchen work tops.



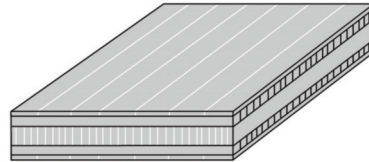
1-Ply panel Side pressed 1x19mm



3-Ply panel Side pressed 4-12-4mm



5-Ply panel Plain pressed 5x4mm



5-Ply panel Plain pressed 4-8-16-8-4mm

## Product line

Code Natural	Code Caramel	Code Thermo	Style	Thickness (mm)	Construction (mm)	Dimensions (mm)
BP-MP1230	BP-MP1280		PP	16	3,5-9-3,5	2440x1220
BP-MP1210	BP-MP1260		PP	20	4-12-4	2440x1220
BP-5P131	BP-5P181		PP	20	5x4	2440x1220
BP-MP1215	BP-MP1265		PP	25	4-17-4	2440x1220
BP-MP1240	BP-MP1290		PP	30	5-20-5	2440x1220
BP-5P105	BP-5P155		PP	40	4-8-16-8-4	2440x1220
BP-5P140	BP-5P190		PP	40	4-8-16-8-4	3000x700
BP-MP1430	BP-MP1480		SP	16	3,5-9-3,5	2440x1220
BP-SP800	BP-SP850		SP	19	1x19	2440x1220
BP-MP1410	BP-MP1460	BP-MP1660	SP	20	4-12-4	2440x1220
BP-MP1415	BP-MP1465		SP	25	4-17-4	2440x1220
BP-MP1440	BP-MP1490		SP	30	5-20-5	2440x1220
BP-5P205	BP-5P255		SP	40	4-8-16-8-4	2440x1220
BP-5P240	BP-5P290		SP	40	4-8-16-8-4	3000x700
BP-DT1000	BP-DT1050		DT	20	4-12-4	2440x1220
BP-DT5000	BP-DT5050		DT	38	3-8-16-8-3	2440x1220
	BP-9P257		SP	40	9x4.4	3000x700

PP = Plain pressed

SP = Side pressed

DT = Density (outer layers)

## Application

- **Attention:** before pressing the panels both glue surfaces have to be sanded to create an optimal adhesion between the panels. This is especially important for cold pressing where multiple panels are piled and pressed at the same time.
- Advised room conditions: temperature approx. 20°C. Air humidity 40-65%.
- The MOSO solid panels always have one exposed side and one backside. The backside generally contains more colour variation than the exposed side.

## Technical characteristics

- Hardness: 4,0 kg/mm<sup>2</sup> (Brinell); DT: 9,5 kg/mm<sup>2</sup>
- Shrink/swell: 0,14% per 1% change in moisture content
- Equilibrium MC: 10% at 20 °C and 65% Rel. Air Humidity  
8% at 20 °C and 50% Rel. Air Humidity
- Density: 700 kg/ m<sup>3</sup>; DT: 1050 kg/m<sup>3</sup>
- Glue: D3 water resistant
- Fire resistance: EN 13501-1: D-s1 (40mm thickness)
- Emission formaldehyde: <0,124 mg/m<sup>3</sup> (E1 norm)
- Elastic modulus : ca. 4300 N/mm<sup>2</sup> (40mm). Other panels on request.

